



INTERNATIONAL SOCIETY
FOR DISEASE SURVEILLANCE

ISDS Webinar Report

Title: BioSense v2.0 Webinar: Data Quality Checks and Assurance

Date/Time: Thursday, May 22, 2014, 3:00 PM - 4:00 PM EDT (20:00 - 21:00 GMT)

Host: ISDS and the BioSense Redesign Team (<http://www.syndromic.org/resources/isds-webinars/upcoming-recent/335-biosense2-webinar-series>)

ISDS Staff Coordinator: Becky Zwickl

Presenters:

Caleb Wiedeman, MPH, Epidemiologist, Tennessee Department of Health

Harold Gil, MSPH, Applied Public Health Informatics Fellow, County of San Diego Public Health Services

Description:

Presenters Caleb Wiedeman and Harold Gil will describe some of the processes their organizations use to ensure the quality of data in BioSense v2.0. First, Caleb Wiedeman will review his normal routine of verifying data quality, including checking the front end of the BioSense v2.0 application for aberrations and drops in visit counts, linking front-end data to the back end using R, and using phpMyAdmin to check daily files. This portion of the presentation will focus on Tennessee's system and the data they receive from six facilities within a single health system.

Following the data quality checks segment, Harold Gil will more broadly discuss the User Community Extension Project (UCEP) group's work on data quality. The UCEP has focused on developing and sharing tools that complement BioSense functionality and scale across jurisdictions. Webinar attendees will learn about the data quality script the group has been developing over the last several months.

Learning Objectives:

By the end of the webinar, the audience will be able to:

1. Describe processes that can be used to perform data quality checks in BioSense v2.0.
2. Identify specific data quality metrics in BioSense v2.0 (e.g., drops in visit counts).
3. Discuss the UCEP group's work on BioSense v2.0 data quality scripts.

Slides and recording:

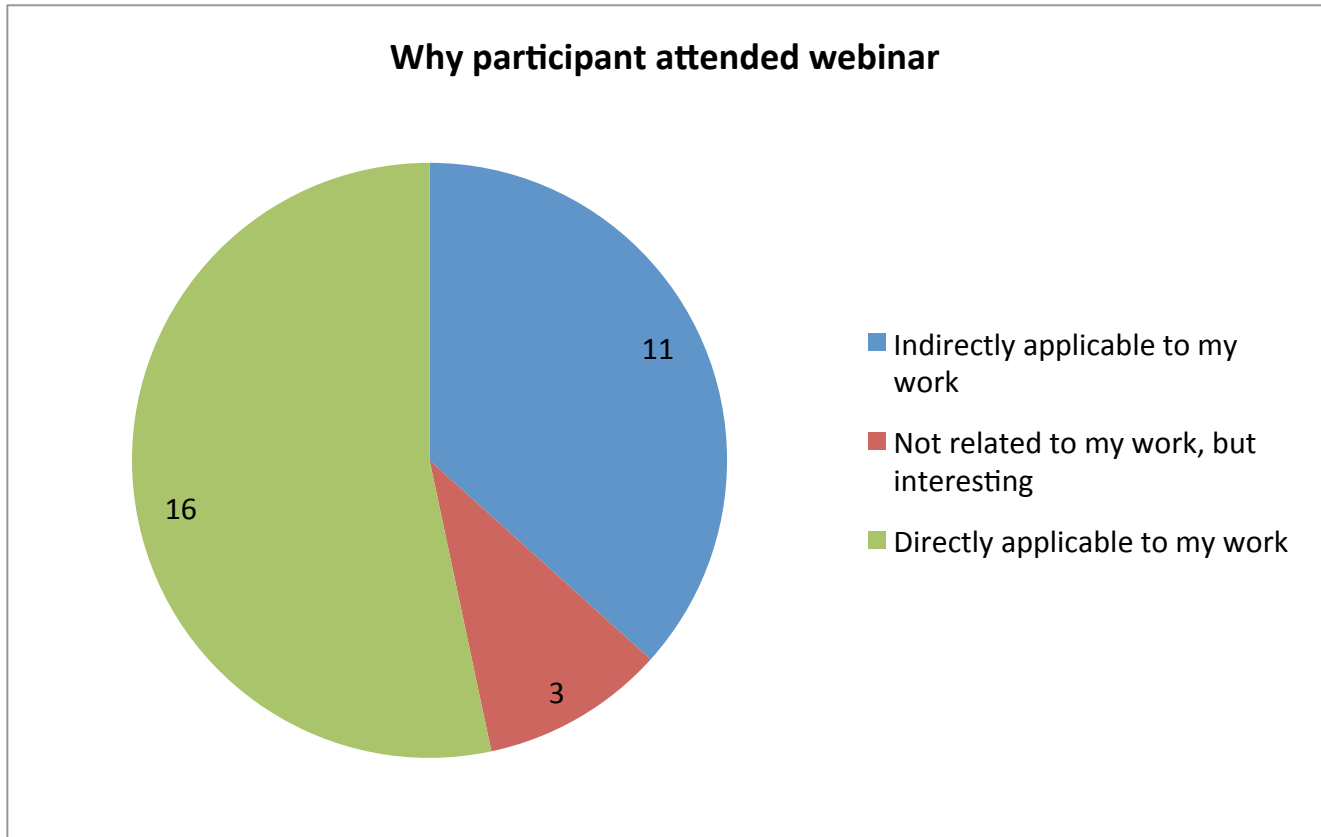
Available at: <http://www.syndromic.org/resources/isds-webinars/upcoming-recent/772-biosense2-webinar-dataquality>

Attendance:

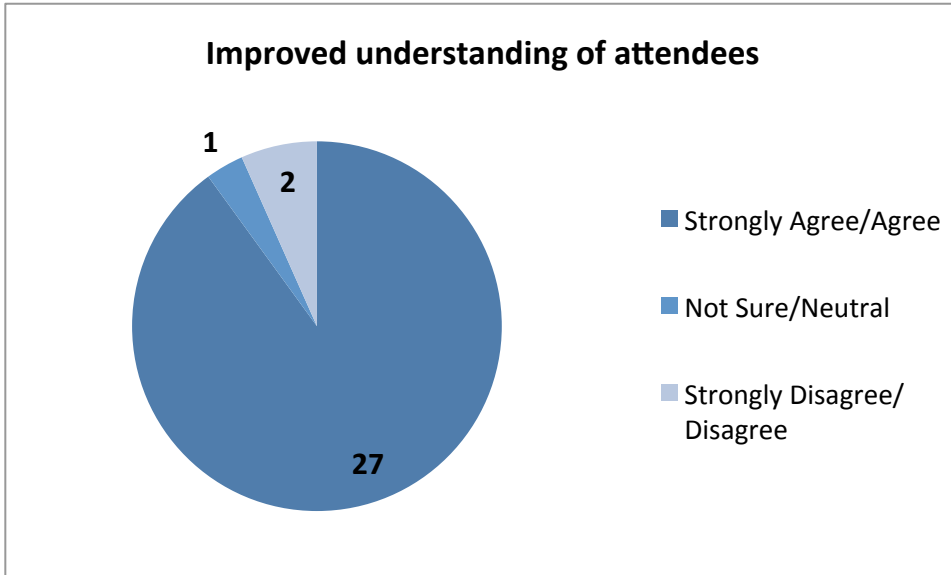
	Number of People
ISDS Sent Announcement via E-mail	2203
Opened Announcement	596 (28.2%)
Clicked on Announcement Email (percentage based on # of opens)	110 (18.5%)
Registered for webinar (percentage based on # emails sent)	279 (12.6%)
Attended (percentage based on # of registrants)	107 (36%)
Completed Exit Survey (percentage based on # of attendees)	30 (28.7%)

Post-Webinar Survey:

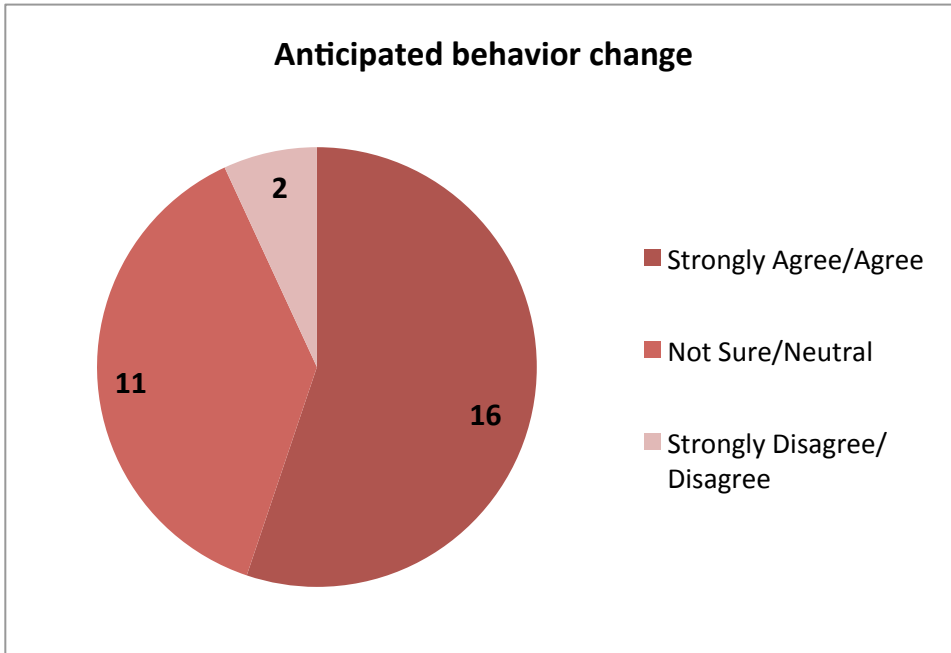
1. *I attended this webinar because the topic is: (check all that apply)*



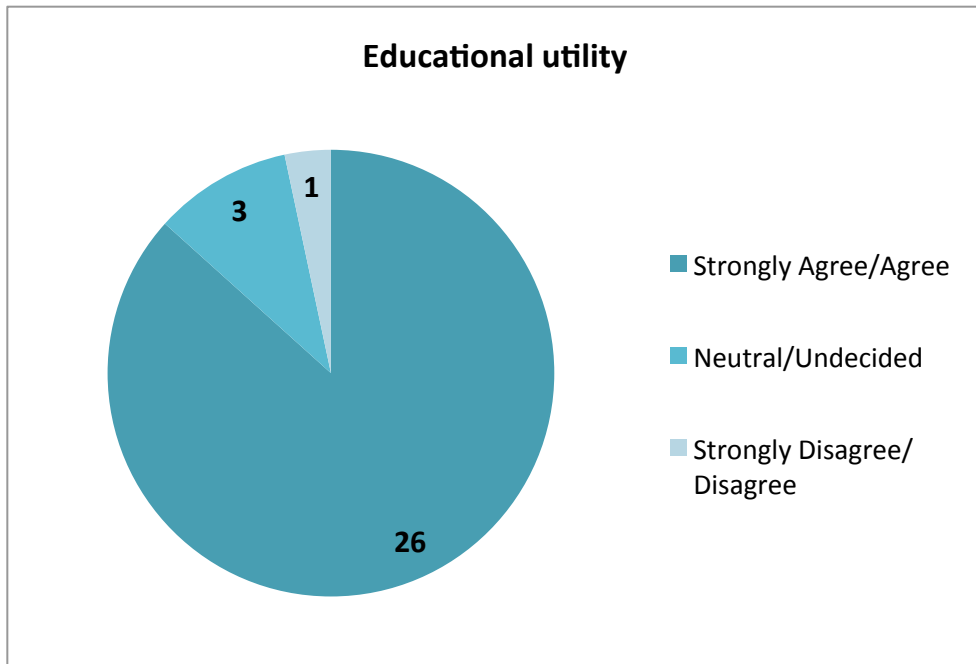
2. *I feel I have a better awareness and understanding of the webinar topic.*




3. *I will consider changing how I do something as a result of this webinar.*



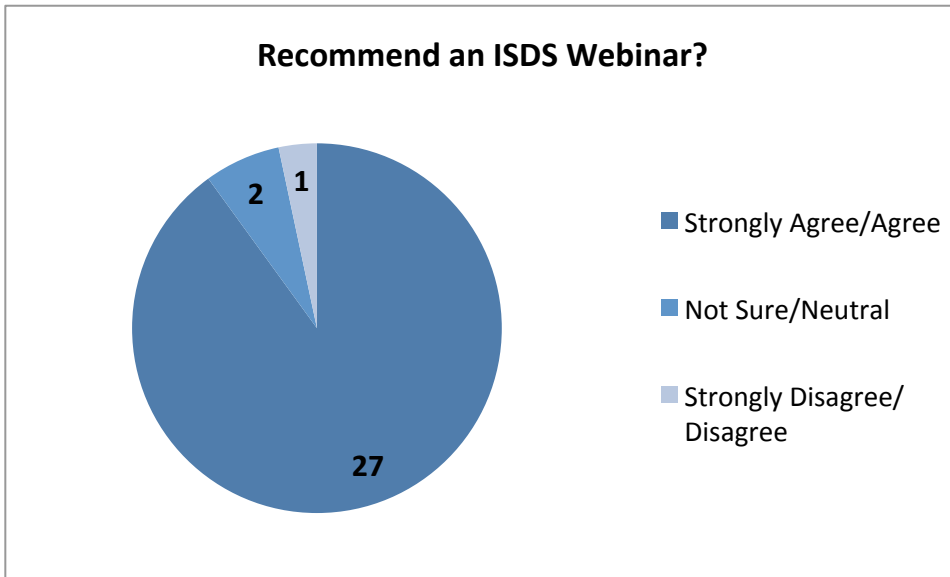
4. *This webinar met my expectations as an educational experience.*



5. *This webinar provided usable ideas and/or techniques that I can integrate into my practice/research.*



6. *I would recommend attending an ISDS webinar to others.*



7. *Are you seeking CPH credit for this webinar?*

Yes – 3 attendees; **No** – 27 attendees